

ESSEX COUNTY COLLEGE



INSTITUTIONAL PROFILE

(Excellence and Accountability)

Submitted to
Commission on Higher Education

September 15, 2008

Office of Planning, Research & Assessment
Dr. J. Scott Drakulich
Associate Dean



PREFACE

This is the college's 14th institutional profile. The profile fulfills the 1994 Higher Education Restructuring Act mandate to "prepare and make available to the public an annual report on the condition of the institution." The indicators are established by the Commission on Higher Education. These include accreditation status, students served, characteristics of undergraduate students, degrees conferred, student outcomes, faculty characteristics, characteristics of the trustees, a profile of the institution, and public service and minor capital projects.

This profile is one indicator of our accomplishments and contributions to our community. Our annual *Fact Book* contains more information and may be obtained from our Planning, Research and Assessment Office at Essex County College.

A handwritten signature in blue ink that reads "Dr. A. Zachary Yamba". The signature is fluid and cursive, with a long horizontal stroke at the end.

Dr. A. Zachary Yamba
President

FOREWARD

This report would be the college's 14th *Excellence and Accountability* report now known as our *Institutional Profile*.

As in the past, this report contains all mandated accountability indicators. These indicators include accreditation status, students served, characteristics of undergraduate students, degrees conferred, student outcomes, faculty characteristics, characteristics of the trustees, a profile of the institution, and public service and major capital projects.

With regard to the data element (students served) during the Fall 2007 semester we served 6,133 full-time students (55.8%) and 4,862 part-time students (44.2%) for a total of 10,995 students. We also served a total of 13,172 non-credit students during FY 07.

Two important outcome measures continue to be graduation and transfer rates and third-semester (Fall to Fall) retention rates. Our combined graduation and transfer rate for Fall 2004 FTFT degree-seeking freshmen is 14.3% (6.4% graduation + 7.9% transfer) – an increase of 2.9 percent from last year.. The overall third-semester retention rate for ECC is 47.6% percent (down from 59.4% in 2005).

Essex County College continues to increase its number of graduates. During FY 07 the number of degrees and certificates conferred increased from 825 to 941. The largest number of degrees granted was in the Health Professions area followed by Business Management, Liberal Arts & Sciences, Education, Social Sciences, Protective Services, and Biological & Biomedical Sciences. Nationally, the college continues to rank high in the number of minority Associate Degrees awarded. According to the June 16, 2008 issue of *Community College Week*, the college ranked 26th in the total number of Associate Degrees awarded to Blacks in 2006-07 academic year. Of the FY07 graduates, 31.1 percent took six or more years to graduate. This indicates that the students do “stop out” and often come back to complete their education.

The general enrollment profile of the institution has remained relatively consistent with regard to ethnicity, gender and age. For Fall 2007, approximately 52 percent are Black, 23 percent Hispanic, 11 percent White and 4 percent Asian (unknown and other = 10 percent). The male/female ratio continues to be 38 percent male and 61 percent female. Twenty-two (22) percent of our students are 17 to 19 years old; 20 percent are 20 – 21; 16 percent are 22 – 24; and 14 percent are 25 – 29. Twenty-eight (28) percent are 30 and older. .

Other information such as retention and graduation statistics for various cohorts are not presented in this report but may be found in the college's annual Fact Book.

TABLE OF CONTENTS

I. Table of Contents

II. Data by Category

A. Accreditation status.....	1
B. Number Served.....	2
C. Characteristics of undergraduate students & Basic skills testing and remediation	3 - 12
D. Degrees conferred.....	13
E. Student outcomes.....	14 - 17
F. Faculty characteristics	18 - 19
G. Characteristics of the trustees or governors.....	20
H. Profile of the institution.....	21 - 23
I. Major research and public service activities.....	24, see Appendix A and B
J. Major capital projects.....	25

Appendix A: *Faculty Accomplishments and Involvement in the Community*

Appendix B: *Grants Awarded to the College 2007-08*

ESSEX COUNTY COLLEGE
EXCELLENCE AND ACCOUNTABILITY
2007-2008

II. Data by Category

A. Accreditation status

Essex County College is accredited by the Middle States Commission on Higher Education and is licensed by the State of New Jersey through the Commission on Higher Education to operate and award associate degrees and certificates. In November, 2006 the Middle States Commission on Higher Education acted:
To accept the Periodic Review Report, to commend the institution for progress to date and for the quality of the report, and to reaffirm accreditation.

Program	Accrediting Agent
Dental Assisting (Cert.)	American Dental Association/Council on Dental Education/Dental Assisting Section
Dental Hygiene	American Dental Association/Council on Dental Education/Dental Hygiene Section
Nursing	National League of Nursing
Ophthalmic Dispensing	Commission on Optician Accreditation
Physical Therapist Assistant	American Physical Therapy Association's Commission on Accreditation in Physical Therapy Education
Radiography	Commission on Accreditation for Allied Health Education Programs/Joint Review Committee on Education in Radiologic Technology
Respiratory Care/Respiratory Technician (Cert.)	Commission on Accreditation for Respiratory Care (COARC)
Civil Construction Engineering Tech. Electronic Engineering Tech. and Manufacturing Engineering Tech.	Accreditation Board for Engineering and Technology (ABET)

B. Number of students served

Number of undergraduates by attendance status: Fall 2007

Full-time = 6,133 (55.8%); Part-time = 4,862 (44.2%) Total 10,995

Number of Non-credit students served 2007 – 2008 = 13,930

(source: ECC)

For FY 2007 from state unduplicated non-credit Head Count = 13,172

(source: SURE non-credit Open Enrollment File and NJIPEDS Form #31 without customized training)

Unduplicated headcount enrollment FY 2007 = 15,041; Credit hours 253,638;

FTE = 8,455 (source: IPEDS 12-Month Enrollment Survey)

C. Characteristics of undergraduate students.

- 1. Students identified as needing remediation** by course based on Fall 2007 local norms distribution (p.4) and multiple placement criteria.

<u>Reading</u>		<u>Writing</u>	
RDG 096	58.2% based on	ENG-088	39.1%
Reading <u>and</u> Essay Score		ENG-096	43.8%
(taking out essay of 8)			
<u>Mathematics</u>			
MTH 086,087	82.5%		
MTH 092,093	7.0%		
Source: ECC Institutional Research			

- 2. Enrollment in remediation courses by subject area** – see page 5.
- 3. Race/Ethnicity and Gender** – see pages 6, 7 and 10; **Age** – see pages 6 and 12
- 4. Enrollment Profile** – New and Returning Comparison; Full-time, Part-time Comparison: 10th Day Freshman Profile by Race/Ethnicity and Gender; Fall 2007 10th Day & Freshman Profile by Status (FT/PT) and Campus Distribution; Freshman Admission Status and Age. See pages 8-12

Financial Assistance

2006-2007 (source: Student Affairs)
 Number of scholarship students (not Financial Aid) in attendance = 451
FY 2007 (source: HESAA System Files)
 Number of Educational Opportunity Fund Recipients = 1,105, Awards – 1,732
 Total Tuition Aid Grants: Recipients = 3,074 Awards = 4,810
 Distinguished (Bloustein) Scholars: Recipients = 4, Awards = 8
 Urban Scholars: Recipients = 39, Awards = 69
 NJCLASS loans: Recipients = 0, Awards = 93
 NJ STARS = Recipients = 41 (Fall 2007)

- 5. State Residence**
 Percentage of in-state/out-of-state and in-county/out-of-county residents.
 For the Fall 2007 students: First time total In-State = 2,617 or 98.8%
 In-County = 9,870 or 89.8%
 (Source: In-State first time from IPEDS In-County – 10th Day)

ESSEX COUNTY COLLEGE
Office of Planning, Research & Assessment
DISTRIBUTION OF COMPANION TEST SCORES
Fall 2007

SCORE	READING			MATH C			MATH A		
	N	%	% Bel	N	%	% Bel	N	%	% Bel
20	17	0.8%		211	9.8%		245	11.4%	
21				79	3.7%	10	142	6.6%	11
22	7	0.3%	1	8	0.4%	14	149	6.9%	18
23	9	0.4%		115	5.4%		10	0.5%	25
24				6	0.3%	19	156	7.2%	
25	23	1.1%		5	0.2%		7	0.3%	33
26	1	0.0%	3	125	5.8%		121	5.6%	
27	34	1.6%		6	0.3%	25	6	0.3%	39
28	37	1.8%		135	6.3%		3	0.1%	
29	2	0.1%	6	7	0.3%	31	146	6.8%	
30	61	2.9%		5	0.2%		10	0.5%	46
31	3	0.1%	9	143	6.7%		5	0.2%	
32	63	3.0%		6	0.3%	39	134	6.2%	
33	2	0.1%	12	9	0.4%		6	0.3%	53
34	77	3.7%		151	7.0%		9	0.4%	
35	4	0.2%	16	3	0.1%	46	128	5.9%	
36	60	2.9%		5	0.2%		9	0.4%	59
37	2	0.1%	19	114	5.3%		4	0.2%	
38	1	0.0%		3	0.1%	52	5	0.2%	
39	78	3.7%		4	0.2%		101	4.7%	
40	2	0.1%	23	4	0.2%		5	0.2%	65
41	2	0.1%		107	5.0%		1	0.0%	
42	92	4.4%		3	0.1%	58	5	0.2%	
43	2	0.1%	27	2	0.1%		101	4.7%	
44	2	0.1%		104	4.8%		5	0.2%	70
45	115	5.5%		7	0.3%	62	5	0.2%	
46	5	0.2%	38	5	0.2%		87	4.0%	
47	6	0.3%		2	0.1%		5	0.2%	74
48	103	4.9%		100	4.7%		3	0.1%	
49	6	0.3%	43	4	0.2%	68	3	0.1%	
50	5	0.2%		3	0.1%		71	3.3%	
51	127	6.0%		2	0.1%		1	0.0%	78
52	1	0.0%	50	68	3.2%		2	0.1%	
53				2	0.1%	71	2	0.1%	
54	5	0.2%		3	0.1%		62	2.9%	
55	112	5.3%		2	0.1%		2	0.1%	81
56	3	0.1%	56	73	3.4%		3	0.1%	
57	4	0.2%		4	0.2%	75	5	0.2%	
58				3	0.1%		48	2.2%	
59	109	5.2%		2	0.1%		2	0.1%	84
60	1	0.0%	61	57	2.7%		1	0.0%	
61	2	0.1%		1	0.0%	78	4	0.2%	
62	4	0.2%		1	0.0%		2	0.1%	
63	106	5.0%		3	0.1%		40	1.9%	
64	6	0.3%	66	66	3.1%		3	0.1%	86
65	4	0.2%			0.0%	81	1	0.0%	
66	5	0.2%		4	0.2%		2	0.1%	
67	123	5.8%		3	0.1%		43	2.0%	
68	1	0.0%	73	64	3.0%		3	0.1%	88
69	7	0.3%		4	0.2%	85	3	0.1%	
70	7	0.3%		3	0.1%				
71	109	5.2%		1	0.0%		40	1.9%	
72	4	0.2%	79	48	2.2%		4	0.2%	90
73	8	0.4%		1	0.0%	87	3	0.1%	
74	3	0.1%		1	0.0%		1	0.0%	
75	94	4.5%		4	0.2%		39	1.8%	
76	12	0.6%	84	45	2.1%				
77	8	0.4%		2	0.1%	90			92
78	1	0.0%		2	0.1%				
79	82	3.9%					1	0.0%	
80	5	0.2%	88	2	0.1%		26	1.2%	
81	4	0.2%		24	1.1%		1	0.0%	

SCORE	READING		MATH C		MATH A				
82	4	0.2%		2	0.1%	91	1	0.0%	
83	4	0.2%			0.0%			0.0%	93
84	65	3.1%		1	0.0%		13	0.6%	
85	2	0.1%	92	22	1.0%		1	0.0%	95
86	2	0.1%		2	0.1%	92	1	0.0%	
87	8	0.4%		2	0.1%		1	0.0%	
88	59	2.8%		2	0.1%		1	0.0%	
89	1	0.0%	95	24	1.1%		20	0.9%	
90	4	0.2%		2	0.1%	93	1	0.0%	94
91	6	0.3%							
92	38	1.8%		8	0.4%				
93	2	0.1%	97	29	1.4%		1	0.0%	
94	2	0.1%		2	0.1%	95	16	0.7%	
95				2	0.1%		1	0.0%	95
96	35	1.7%		1	0.0%		1	0.0%	
97			98	2	0.1%		2	0.1%	
98	1	0.0%		11	0.5%		12	0.6%	
99	27	1.3%		1	0.0%	96	1	0.0%	
100	3	0.1%							
101	2	0.1%		1	0.0%				
102	2	0.1%		11	0.5%		13	0.6%	96
103	15	0.7%		1	0.0%				
104	3	0.1%							
105	1	0.0%		1	0.0%		4	0.2%	
106	3	0.1%		9	0.4%		4	0.2%	
107	16	0.8%	99				3	0.1%	98
108	1	0.0%		1	0.0%		3	0.1%	
109	1	0.0%		2	0.1%	97	1	0.0%	
110	1	0.0%		6	0.3%		5	0.2%	
111	13	0.6%					1	0.0%	
112	2	0.1%		2	0.1%				
113				4	0.2%		3	0.1%	
114	1	0.0%		6	0.3%		1	0.0%	
115				2	0.1%	99			
116				2	0.1%		2	0.1%	99
117				1	0.0%				
118				7	0.3%				
119				3	0.1%		7	0.3%	
120							2	0.1%	
TOTAL	2,105	100.0%			2,148	100.0%		2,153	100.0%
OK									

PLACEMENT			
Reading		Math	
EST who need reading based on reading and essay score = 58.2% (includes Eng 088 less essay 8)		086	82.5%
		092	7.0%
		Possible 100 or higher	10.5%

ESSAY SCORE	N	%	% Below
0	8	0.8%	
1	1	0.0%	
2	19	1.1%	1%
3	12	1.5%	2%
4	187	10.2%	3%
5	140	10.8%	14%
6	952	43.1%	25%
7	323	19.6%	68%
8	224	8.1%	87%
9	99	4.3%	95%
10	14	0.3%	99%
11	1	100.0%	
1,980			
TOTAL			
English	088	39.1%	
	096	43.8%	
	101	17.1%	

REMEDICATION / DEVELOPMENT EDUCATION

1. **Name of basic skills placement test administered and criteria (if any) for selecting test takers in fall 2007**

Companion

2. **Total number of undergraduate students enrolled in Fall 2007**

Total Fall 2007 Undergraduate Enrollment	Number of students enrolled in <u>one or more remedial courses</u>	% of Total
10,995	4,496	40.9

3. **Total number of First-time, Full-time (FTFT) students enrolled in remediation in Fall 2007.**

Total number of FTFT Students	Number of FTFT Students Enrolled in one or more remedial courses	Percent of FTFT Enrolled in one or more remedial courses
2,397	2132	88.9

4. **First-time, full-time students (FTFT) enrolled in remediation in Fall 2007 by subject area.**

Subject Area	Number of FTFT Enrolled in	Percent of all FTFT Enrolled in
Reading	294	12.3
Writing		
Math Computation	1,489	62.1
Elem. Algebra	157	6.5

(For institutions who do not separate reading & writing))

Total English	1,670	69.7		
---------------	-------	------	--	--

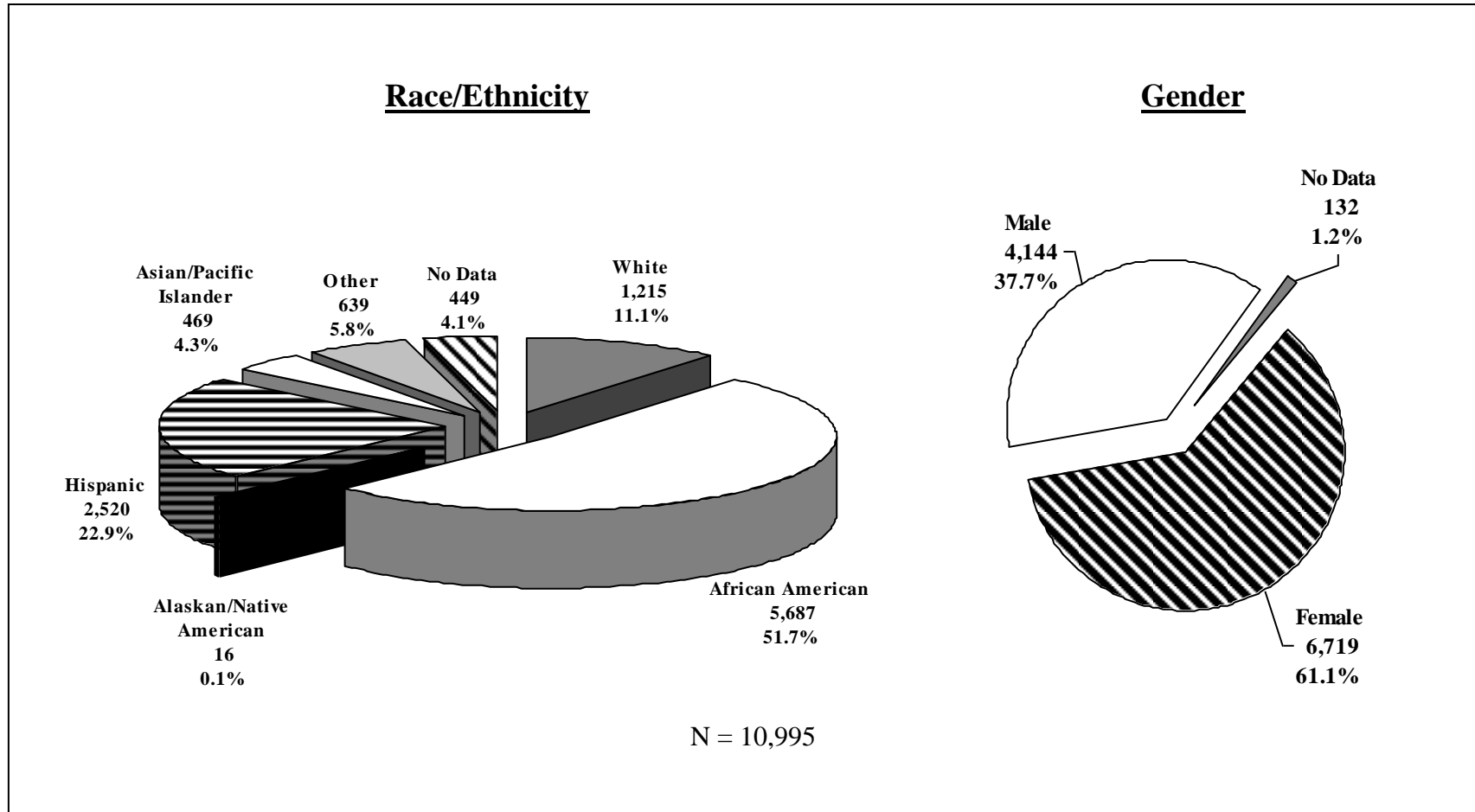
Note: Percentages should be computed using the total number provided in part 3.

Essex																
Undergraduate Enrollment by Race/Ethnicity, Fall 2007																
	White		Black		Hispanic		Asian		American Ind.		Alien		Race Unknown		Total	
	Num	Pct	Num	Pct	Num	Pct	Num	Pct	Num	Pct	Num	Pct	Num	Pct	Num	Pct
Full-time	495	8.1%	3,095	50.5%	1,358	22.1%	159	2.6%	6	0.1%	558	9.1%	462	7.5%	6,133	100.0%
Part-time	648	13.3%	2,327	47.9%	875	18.0%	181	3.7%	8	0.2%	357	7.3%	466	9.6%	4,862	100.0%
Total	1,143	10.4%	5,422	49.3%	2,233	20.3%	340	3.1%	14	0.1%	915	8.3%	928	8.4%	10,995	100.0%

Undergraduate Enrollment by Sex, Fall 2007														
Male	Pct	Full-time Female	Pct	Total	Male	Pct	Part-time Female	Pct	Total	Male	Pct	Total Female	Pct	Total
2,482	40.5%	3,651	59.5%	6,133	1,794	36.9%	3,068	63.1%	4,862	4,276	38.9%	6,719	61.1%	10,995

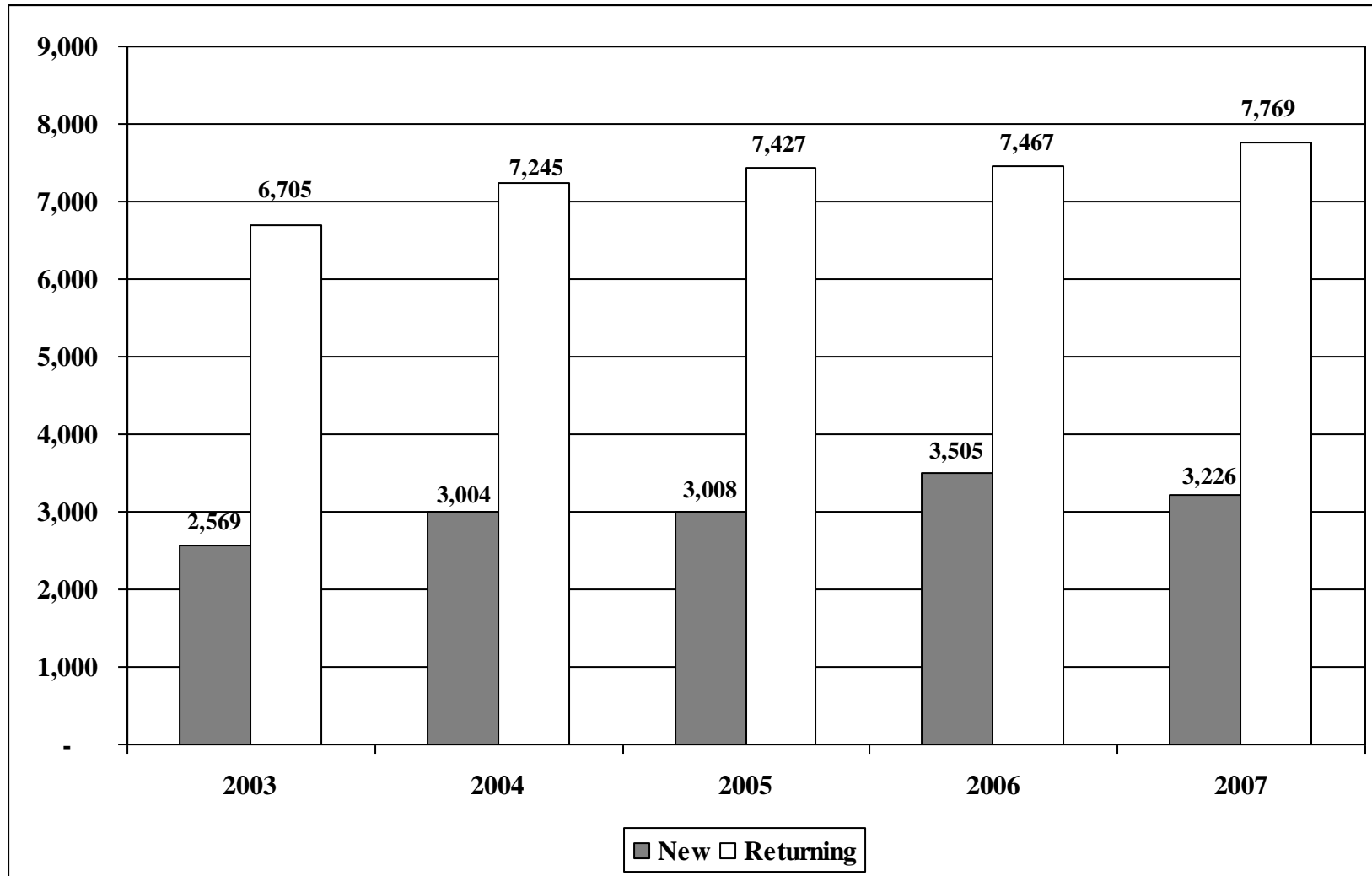
Undergraduate Enrollment by Age, Fall 2007													
		LT 18	18-19	20-21	22-24	25-29	30-34	35-39	40-49	50-64	65+	Unknown	Total
Full-time	Num	66	1,988	1,385	912	658	388	299	322	108	7	0	6,133
	Pct	1.1%	32.4%	22.6%	14.9%	10.7%	6.3%	4.9%	5.3%	1.8%	0.1%	0.0%	100.0%
Part-time	Num	38	390	691	834	882	560	454	688	280	45	0	4,862
	Pct	0.8%	8.0%	14.2%	17.2%	18.1%	11.5%	9.3%	14.2%	5.8%	0.9%	0.0%	100.0%
Total	Num	104	2,378	2,076	1,746	1,540	948	753	1,010	388	52	0	10,995
	Pct	0.9%	21.6%	18.9%	15.9%	14.0%	8.6%	6.8%	9.2%	3.5%	0.5%	0.0%	100.0%

FALL 2007 ENROLLMENT BY RACE/ETHNICITY AND GENDER



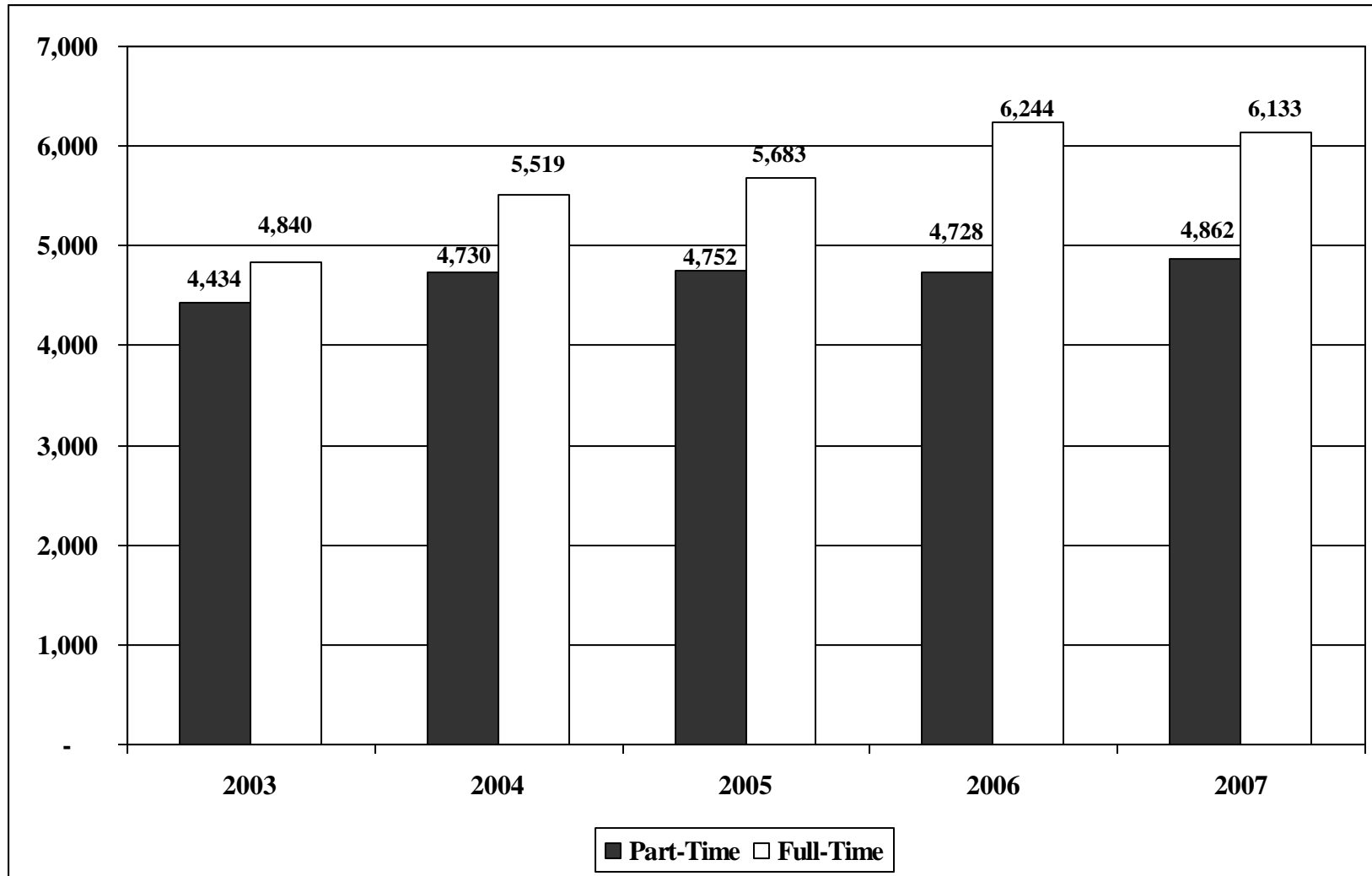
Source: Fall 2007 10th Day Enrollment Data

FALL 10th DAY ENROLLMENT NEW/RETURNING COMPARISON



Source: ECC 10th Day Enrollment Data

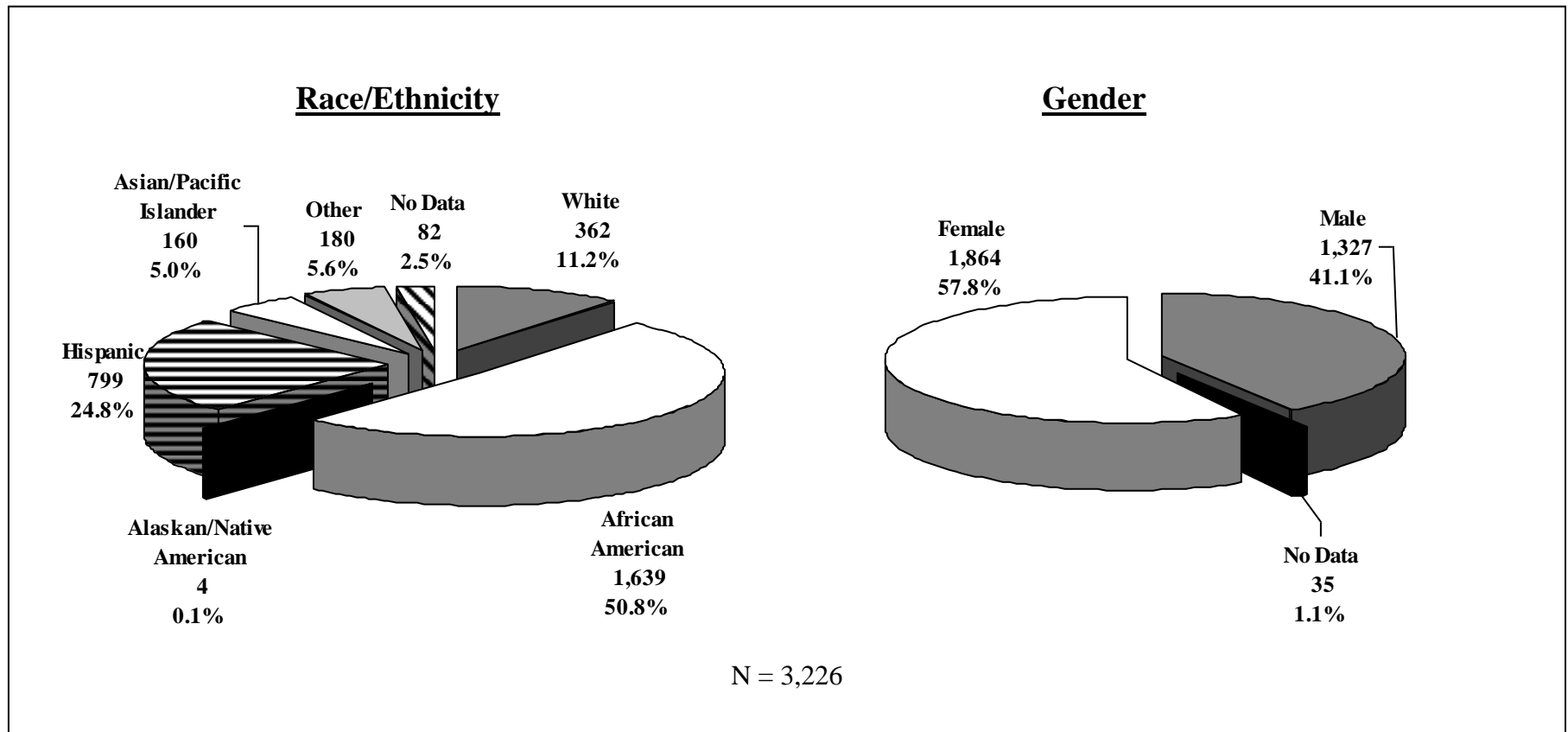
FALL 10th DAY ENROLLMENT FULL-TIME / PART-TIME COMPARISON



Source: ECC 10th Day Enrollment Data

FALL 2007 10th DAY FRESHMAN PROFILE

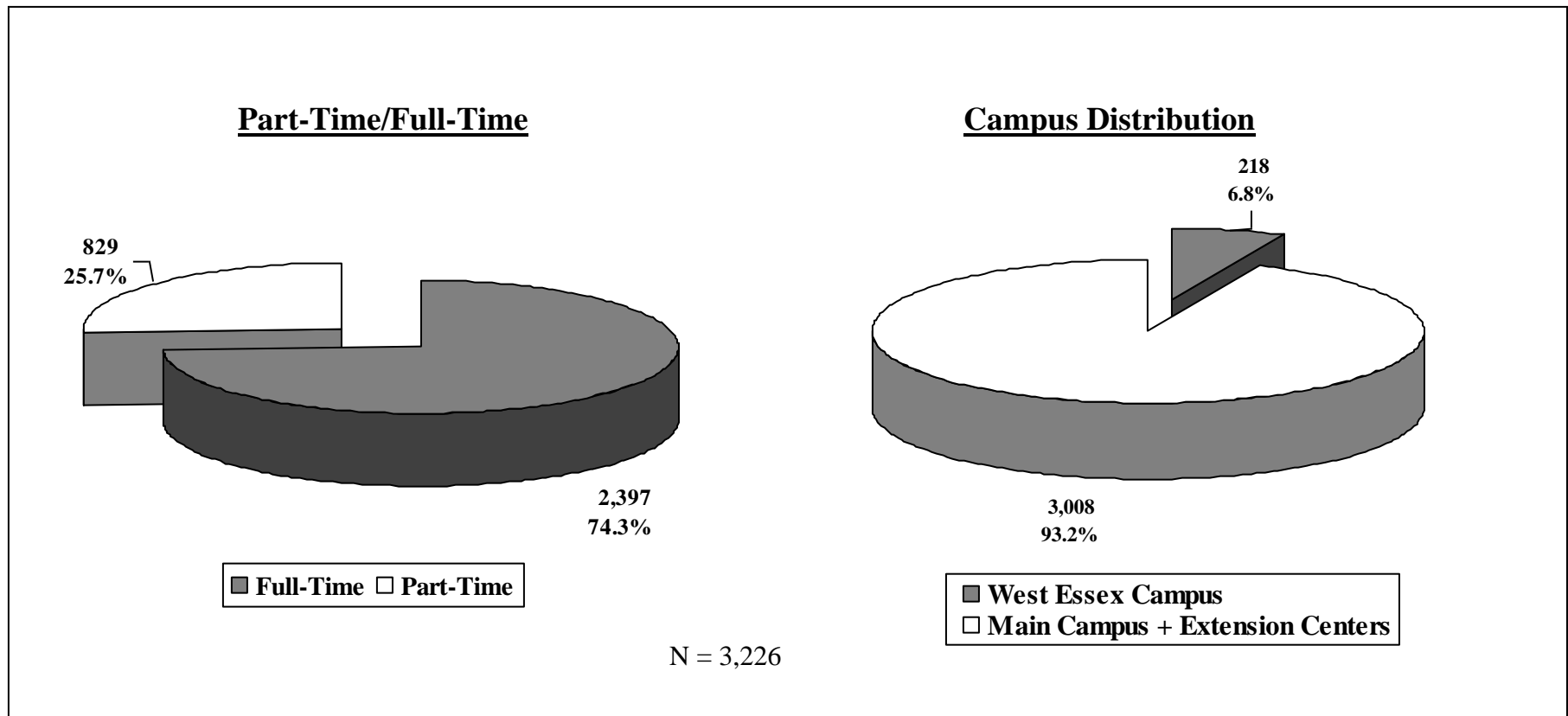
By Race/Ethnicity and Gender



Source: Fall 2007 10th Day Enrollment Data

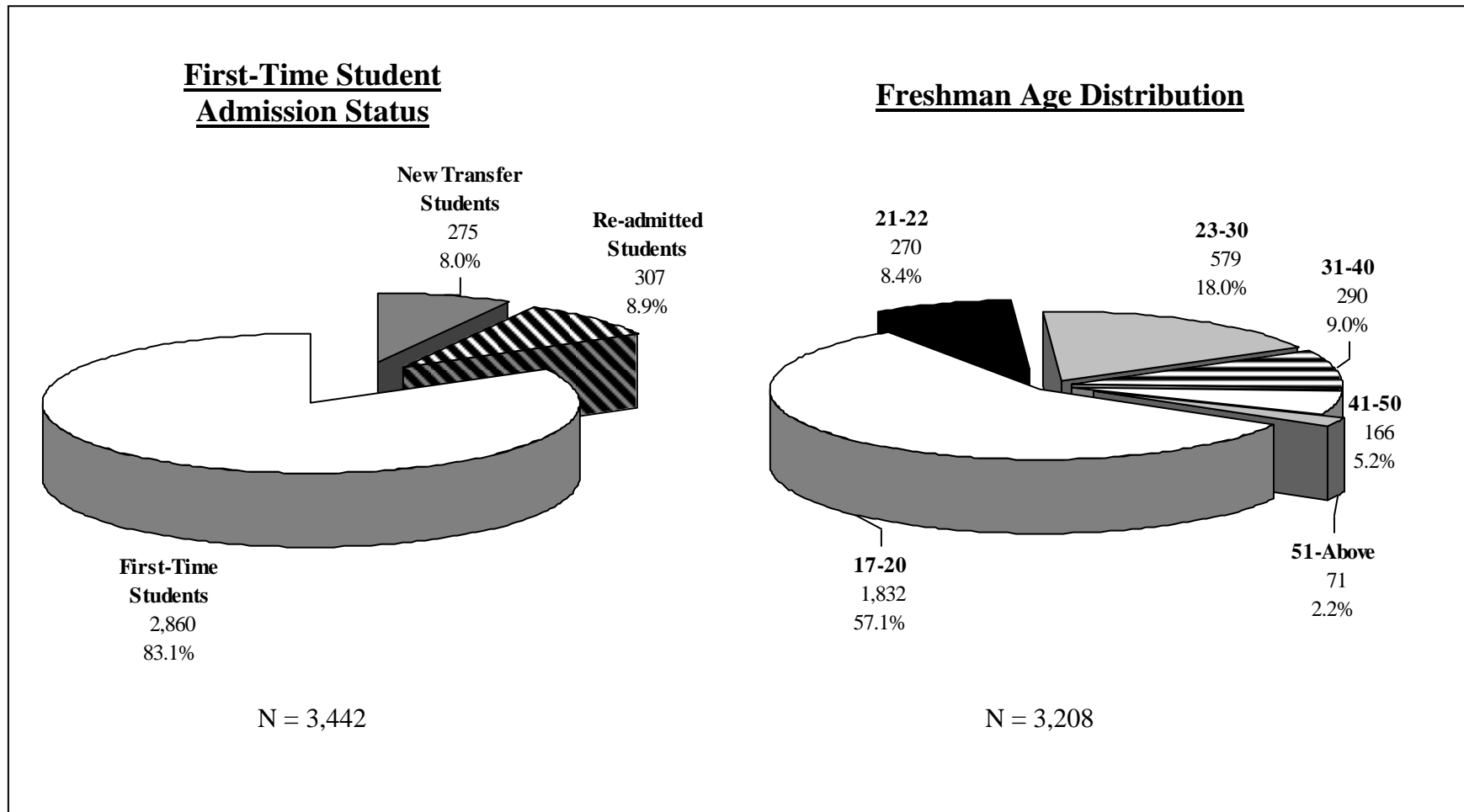
FALL 2007 10th DAY FRESHMAN PROFILE

Part-Time/Full-Time Status and Campus Distribution



Source: Fall 2007 10th Day Enrollment Data

FALL 2007 FIRST-TIME STUDENT ADMISSION STATUS AND FRESHMAN AGE DISTRIBUTION



Source: Fall 2007 10th Day Enrollment Data

D. Degrees Conferred FY 07

1. By Race/Ethnicity and Sex:

Degrees Conferred by Race/Ethnicity

Legend: **NRA** = Non-resident Alien; **B** = Black; **H** = Hispanic; **W** = White;
AI/AN = American Indian/Alaskan Native; **A/PI** = Asian or Pacific Islander;
U = Unknown

Awards FY 03	NRA		B		AI/AN		A/PI		H		W		U		TOTAL	
	N	%	N	%	N	%	N	%	N	%	N	%	N	%	N	%
Associates	98	11.3	383	44.3	1	0.1	30	3.5	146	16.9	122	14.1	85	9.8	865	100
Certificates	10	13.2	30	39.5	0	0	10	13.2	15	19.7	3	3.9	8	10.5	76	100
Total	108	11.5	413	43.9	1	0.1	40	4.4	161	17.1	125	13.3	93	9.9	941	100

On a national level, as reported in the June 16, 2008 issue of Community College Week, Essex County College ranked 26th in the total number of Associate Degrees awarded to Blacks in 2006-2007 year.

Degrees Conferred by Sex:

<u>Associates</u>	<u>Certificates</u>	<u>Total</u>
Men = 277 (32.0%)	24 (31.6%)	301 (32.0%)
Women = 588 (68.0%)	52 (68.4%)	640 (68.0%)

Degrees Conferred by General Field: (major IPEDS Code)

Degree Major Category	Cert.	Assoc.	Total	
Business Management	2	180	182	Source: CHE
Communication Technologies	0	0	0	
Computer Science	4	13	17	
Education	0	122	122	
Engineering	0	11	11	
Engineering Related Technologies	6	16	22	
Health Professions	52	179	231	
Legal Professions	10	10	20	
Liberal Arts & Sciences	0	124	124	
Biological & Biomedical Sciences	0	35	35	
Mathematics	0	4	4	
Physical Sciences	0	1	1	
Science Technology	0	6	6	
Protective Services	1	38	39	
Public Administration	0	28	28	
Social Sciences	0	89	89	
Personal Services	0	0	0	
Precision Production Trades	0	0	0	
Visual/Performing Arts	1	9	10	
TOTAL	76	865	941	

E. Student Outcomes

Essex
Two- and Three-Year Graduation Rates of Fall 2004 Full-time First-time Freshmen by Race/Ethnicity

	<u>White</u>		<u>Black</u>		<u>Hispanic</u>		<u>Asian</u>		<u>Alien</u>		<u>Other *</u>		<u>Total</u>	
	<u>Num</u>	<u>Pct</u>	<u>Num</u>	<u>Pct</u>	<u>Num</u>	<u>Pct</u>	<u>Num</u>	<u>Pct</u>	<u>Num</u>	<u>Pct</u>	<u>Num</u>	<u>Pct</u>	<u>Num</u>	<u>Pct</u>
Fall 2004 Cohort	163		942		429		45		147		143		1,869	
Success after 2 Years	1	0.6%	7	0.7%	5	1.2%	0	0.0%	9	6.1%	2	1.4%	24	1.3%
Success after 3 Years	16	9.8%	48	5.1%	17	4.0%	2	4.4%	27	18.4%	10	7.0%	120	6.4%

* Other includes American Indian and Unknown Race.

Essex
Two- and Three-Year Graduation Rates of Fall 2004 Full-time First-time Freshmen by Income

	<u>Low Income *</u>		<u>Non-Low Income</u>		<u>Unknown</u>		<u>Total</u>	
	<u>Num</u>	<u>Pct</u>	<u>Num</u>	<u>Pct</u>	<u>Num</u>	<u>Pct</u>	<u>Num</u>	<u>Pct</u>
Fall 2004 Cohort	851		495		523		1,869	
2 Year Rates	6	0.7%	6	1.2%	12	2.3%	24	1.3%
3 Year Rates	37	4.3%	31	6.3%	52	9.9%	120	6.4%

* Low Income is defined as student with a NJ Eligibility Index between 1 and 2,499.

Two- and Three-Year Success Rates (Graduation & Transfer) of Fall 2004 Full-time First-time Freshmen by Race/Ethnicity

Essex

	<u>White</u>		<u>Black</u>		<u>Hispanic</u>		<u>Asian</u>		<u>Alien</u>		<u>Other *</u>		<u>Total</u>	
	<u>Num</u>	<u>Pct</u>	<u>Num</u>	<u>Pct</u>	<u>Num</u>	<u>Pct</u>	<u>Num</u>	<u>Pct</u>	<u>Num</u>	<u>Pct</u>	<u>Num</u>	<u>Pct</u>	<u>Num</u>	<u>Pct</u>
Fall 2004 Cohort	163		942		429		45		147		143		1,869	
Success after 2 Years	13	8.0%	44	4.7%	22	5.1%	4	8.9%	15	10.2%	8	5.6%	106	5.7%
Success after 3 Years	40	24.5%	114	12.1%	50	11.7%	11	24.4%	35	23.8%	26	18.2%	276	14.8%

* Other includes American Indian and Unknown Race. 3 year GRS Completers 120/1869 = 6.4% Transfers 156/1869 = 7.9%

Essex

Two- and Three-Year Success Rates (Graduation & Transfer) of Fall 2004 Full-time First-time Freshmen by Income

	<u>Low Income *</u>		<u>Non-Low Income</u>		<u>Unknown</u>		<u>Total</u>	
	<u>Num</u>	<u>Pct</u>	<u>Num</u>	<u>Pct</u>	<u>Num</u>	<u>Pct</u>	<u>Num</u>	<u>Pct</u>
Fall 2004 Cohort	851		495		523		1,869	
2 Year Rates	44	5.2%	38	7.7%	24	4.6%	106	5.7%
3 Year Rates	103	12.1%	91	18.4%	82	15.7%	276	14.8%

* Low Income is defined as student with a NJ Eligibility Index between 1 and 2,499.

Source: CHE SURE Cohort File

Essex
Third Semester Retention of Full-time First-time Freshmen by Race/Ethnicity, Fall 2006 to Fall 2007

	<u>White</u>		<u>Black</u>		<u>Hispanic</u>		<u>Asian</u>		<u>American Ind.</u>		<u>Alien</u>		<u>Race Unknown</u>		<u>Total</u>	
	<u>Num</u>	<u>Pct</u>	<u>Num</u>	<u>Pct</u>	<u>Num</u>	<u>Pct</u>	<u>Num</u>	<u>Pct</u>	<u>Num</u>	<u>Pct</u>	<u>Num</u>	<u>Pct</u>	<u>Num</u>	<u>Pct</u>	<u>Num</u>	<u>Pct</u>
Retained	91	53.8%	545	41.9%	267	48.3%	37	69.8%	2	50.0%	132	63.2%	100	56.5%	1,174	47.6%
Not Retained	78	46.2%	756	58.1%	286	51.7%	16	30.2%	2	50.0%	77	36.8%	77	43.5%	1,292	52.4%
Total	169	100.0%	1,301	100.0%	553	100.0%	53	100.0%	4	100.0%	209	100.0%	177	100.0%	2,466	100.0%

Essex
Third Semester Retention of Full-time First-time Freshmen by Income, Fall 2006 to Fall 2007

	<u>Low Income *</u>		<u>Non-Low Inc.</u>		<u>Unknown</u>		<u>Total</u>	
	<u>Num</u>	<u>Pct</u>	<u>Num</u>	<u>Pct</u>	<u>Num</u>	<u>Pct</u>	<u>Num</u>	<u>Pct</u>
Retained	553	51.8%	324	48.7%	415	56.5%	1,292	52.4%
Not Retained	514	48.2%	341	51.3%	319	43.5%	1,174	47.6%
Total	1,067	100.0%	665	100.0%	734	100.0%	2,466	100.0%

Time to Degree completion:

**FY 07 SUBBACCALAUREATE DEGREE
Recipients Time To Completion Frequency
Distribution**

	NUMBER OF YEARS TO DEGREE:								
	ALL	2	3	4	5	6	7	8	9+
Subbaccalaureate Recipients	924	218	197	143	79	55	35	27	170
Enrolled as Percent Distribution Since Matriculation	100	23.6%	21.3%	15.5%	8.5%	6.0%	3.8%	2.9%	18.4%

Source: NJ Commission on Higher Education – Office of Research & Policy Analysis and ECC Office of Institutional Research

E. Student outcomes (continued)

1. Graduation and Transfer rates

Graduation + transfer rate for Fall 2004 FTFT Degree seeking Freshmen = 14.3% (6.4% graduation + 7.9% transfer source IPEDS GRS 2004 cohort). For breakdown by race/ethnicity see page 15. For breakdown by income see page 15. Three year transfer rate to NJ Senior Public = 5.2% and the overall transfer rate of FTFT is 8.3% (through Spring 2007).

2. Third-semester retention rates

Percent of Fall 2006 FTFT retained students to Fall 2007 is 47.6%. For breakdown by race/ethnicity and by income see page 16.

F. Faculty characteristics

1. Full-time faculty by ethnicity, sex and tenure status.

Fall 2007 Summary here - also see page 19

Legend: **B** = Black; **A/PI** = Asian, Pacific Islander; **H** = Hispanic;
W = White; **Un** = Unknown; No Native Indian

<u>FACULTY (All FT)</u>	<u>B</u>	<u>A/PI</u>	<u>H</u>	<u>W</u>	<u>Un</u>	<u>TOTAL</u>
FT Male	18	5	4	49	1	77
FT Female	24	7	9	25	1	66
Total	42	12	13	74	2	143

<u>TENURED FACULTY</u>	<u>B</u>	<u>A/PI</u>	<u>H</u>	<u>W</u>	<u>Un</u>	<u>TOTAL</u>
FT Male	14	3	4	46	1	68
FT Female	17	3	7	19	0	46
Total	31	6	11	65	1	114

Source: CHE

- 79.7% Percent of the faculty are tenured.
- Percent of course sections taught by full-time faculty.

Fall 2007 sections = 1,367

Taught by Full-time = 492 or 35.9%

Taught by Part-time = 875 or 64.1%

Fall 2007 full-time faculty = 143 and part time = 489. Percent of full-time faculty = $143/632 = 22.6\%$

Source: IPEDS & Academic Deans Office

Essex
Full-Time Faculty by Race/Ethnicity, Sex, Tenure and Academic Rank, Fall 2007

	<u>White</u>		<u>Black</u>		<u>Hispanic</u>		<u>Asian</u>		<u>American Ind.</u>		<u>Alien</u>		<u>Race Unknown</u>		<u>Total</u>	
	<u>Men</u>	<u>Wom</u>	<u>Men</u>	<u>Wom</u>	<u>Men</u>	<u>Wom</u>	<u>Men</u>	<u>Wom</u>	<u>Men</u>	<u>Wom</u>	<u>Men</u>	<u>Wom</u>	<u>Men</u>	<u>Wom</u>	<u>Men</u>	<u>Wom</u>
Tenured																
Professors	19	6	3	0	2	2	2	0	0	0	0	0	1	0	27	8
Associate Prof.	13	8	5	3	2	1	1	0	0	0	0	0	0	0	21	12
Assistant Prof.	10	4	5	11	0	2	0	2	0	0	0	0	0	0	15	19
All Others	4	1	1	3	0	2	0	1	0	0	0	0	0	0	5	7
TOTAL	46	19	14	17	4	7	3	3	0	0	0	0	1	0	68	46
Without Tenure																
Professors	0	0	0	0	0	0	0	0	0	0	0	0	0	0	0	0
Associate Prof.	0	0	0	1	0	0	0	0	0	0	0	0	0	0	0	1
Assistant Prof.	0	0	2	1	0	1	2	0	0	0	0	0	0	0	4	2
All Others	3	6	2	5	0	1	0	4	0	0	0	0	0	1	5	17
TOTAL	3	6	4	7	0	2	2	4	0	0	0	0	0	1	9	20
Total																
Professors	19	6	3	0	2	2	2	0	0	0	0	0	1	0	27	8
Associate Prof.	13	8	5	4	2	1	1	0	0	0	0	0	0	0	21	13
Assistant Prof.	10	4	7	12	0	3	2	2	0	0	0	0	0	0	19	21
All Others	7	7	3	8	0	3	0	5	0	0	0	0	0	1	10	24
TOTAL	49	25	18	24	4	9	5	7	0	0	0	0	1	1	77	66

G. Characteristics of the trustees or governors:

<u>Name</u>	<u>Title</u>	<u>Occupation</u>	<u>ETH</u>	<u>GEN</u>
Reginald T. Jackson	Chairperson	Minister	B	M
Thomas P. Scrivo	Vice Chairperson	Attorney	W	M
Joseph Yeadon	Treasurer	Certified Public Accountant	B	M
Alfred H. Bundy	Secretary	Education Consultant	B	M
David Berkowitz	Trustee	Business Executive	W	M
Lawrence Feinsod	Trustee	Interim Essex County Superintendent of Schools	W	M
Joseph Fiordaliso	Trustee	State Official	W	M
Jeweline Grimes	Trustee	Community Outreach Coordinator	B	F
William L. Vazquez	Trustee	Health Care Executive	H	M
Levine B. West, Sr.	Trustee	Minister	B	M

President Yamba President and ex-officio member
 Note: ETH – Ethnic Background; GEN – Gender

Source: President’s Office

URL http://www.essex.edu/admin/ecc_trustee_members.html

H. A profile of the institution

1. Degree and Certificate Programs by Divisions/Departments

DIVISION OF ALLIED HEALTH

Dental Assisting, C
Dental Hygiene, AAS
Health Science, AS
Physical Therapist Assistant, AAS
Radiography, AAS
Respiratory Care, AS
Vision Care Technology, AAS

DEPARTMENT OF BILINGUAL EDUCATION

Liberal Arts: Spanish Language Option, AA

DIVISION OF BIOLOGY AND CHEMISTRY

Biology, Pre-Medicine, AS
Biotechnology, AAS
Biotechnology, C
Chemical Technology, AAS
Chemical Technology, C
Chemistry, AS
Environmental Science, AAS
General Science, AS

DIVISION OF BUSINESS

Accounting, AAS
Accounting, AS
Business Administration, AAS
Business Administration, AS
Business Administration: Business Adm. and Microcomputer Appl. Option, AAS
Business Administration: Financial Services Option, AAS
Business Administration: Hospitality Management Option, AAS
Business Administration: Office Systems Tech. & Management Option, AAS
Business Career Development, C
Information Systems Office Operations, C
Internet – Web Page Design Specialist, C
Microcomputer Systems Applications, AAS
Office Assistant Program, C
Word Processing Program, C

Degrees and Certificate Programs continued:

DIVISION OF ENGINEERING TECHNOLOGIES AND COMPUTER SCIENCE

Applied Computer Science, AS
Architectural Technology, AAS
Civil Construction Engineering Technology, AAS
Civil Construction Engineering Technology: Land Surveying Option, AAS
Computer-Aided Design Technology, C
Computer Information Systems, AS
Computer Science, AS
Electronic Engineering Technology, AAS
Energy Utility Technology, AAS
Engineering, AS
Geographic Information Systems, C
Internetworking Technology, C
Manufacturing Engineering Technology, AAS
Manufacturing Engineering Tech: Mechanical Engineering Tech. Option, AAS
Network Technology, C
Technical Studies, AAS

DIVISION OF HUMANITIES

Art, AA
Digital Media & Electronic Publishing, C
Liberal Art, AA
Liberal Arts: Communications Option, AA
Liberal Arts: Journalism Option, AA
Music, AS
New Media Technology, AAS

DIVISION OF MATHEMATICS AND PHYSICS

Mathematics, AS

DEPARTMENT OF NURSING

Nursing, AAS
Nursing, LPN Articulation Option, AAS LPN Certificate Program, C

DIVISION OF SOCIAL SCIENCES

Childhood Development Associate Certification Program
Criminal Justice, AS

I. Major research and public service activities:

See appendix on faculty research and accomplishments: Appendix A

See appendix on grants received 2007-2008: Appendix B

J. Major Capital projects:

Completion of a new parking deck (Fall 2008) and a new Health Science Building (Fall 2008).

APPENDIX A

FACULTY ACCOMPLISHMENTS

AND

INVOLVEMENT IN THE COMMUNITY

Essex County College 2007-2008 Faculty Recognition Survey

**The Office of Academic Affairs
Dean of Faculty/Academic Affairs**

**Compiled By:
NaKesha Y. Davis
Asst. to the Dean of Faculty**

Prepared for: The Office of Institutional Research

September 2008

This compilation is a result of a survey distributed to faculty and is reflective of their individual responses.

**Essex County College
Main Campus
303 University Avenue
Newark, NJ 07102
(973) 877-3100
Web Site: <http://www.essex.edu>**

**West Essex Campus
730 Bloomfield Avenue
West Caldwell, NJ 07006
(973) 403-2560**

Newly Acquired Degrees and Professional Certificates

- **Dr. Nessie Hill, Division of Humanities**
Doctor of Philosophy in Women's Studies & Development – Union Institute and University (2008)
- **Victor Stolberg, Counseling**
Master of Arts in Sociology - Montclair State University (2008)
- **Dr. Ladylease G. White, Dean of Faculty/Academic Affairs**
Doctor of Philosophy in Higher Education Administration – New York University (2008)

New Publications (Author, Editor, Reviewer)

- **Kevin Hayes, Division of Humanities**
Author – Poem, “The Resurrection of My Love.” Published in *Napalm Health Spa Report*, 2008.
- **Dr. Akil Khalfani, Division of Social Sciences/Director of the Africana Institute**
Authored a book chapter:
“Race and Populations Statistics in South Africa.” (Akil Kokayi Khalfani, Tukufu Zuberi, Sulaiman Bah, and Pali Lehohla). In *White Logic, White Methods: Racism and Methodology*. Tukufu Zuberi, Eduardo Bonilla-Silva (eds.). New York: Rowman & Littlefield Publishers. 2008, Pp. 63-90.
- **Dr. Jeffrey Lee, Division of Biology and Chemistry**
Reviewed the following books and DVD set for the American Society for Microbiology's *Focus on Microbiology Education* quarterly journal:
Chemical Communication among Bacteria by Stephen C. Winans and Bonnie L. Bassler, editors (ASM Press Washington) 2008
- **Dr. Peter Myers, Division of Social Sciences**
Myers, P.L. ed. (2007) 21st Century Research on Drugs and Ethnicity
Myers, P.L. ed. (2008) Tobacco Use and Ethnicity
- **Dr. Velile Notshulwana, Division of Social Sciences**
Newspaper Articles:
 - Contributed numerous articles on education and social justice to the Herald – a local Newspaper in Port Elizabeth, South Africa
 - Cape Argus local Newspaper in Cape Town
 - and The Star – a local newspaper in Johannesburg, South Africa
Books
 - Published a book on basic writing skills – “A South African Writer's Handbook”

MQOTA Publishers, Inc & Xlibris (2008)

- **Dr. Joao Sedycias, Division of Humanities**

Published a second book: *A América Hispânica No Imaginário Literário Brasileiro: Brasil en el Imaginario Literario Hispanomericano.*

- **Victor Stolberg, Counseling**

Authored Chapter IV in Myers, P. (Ed.). (2007). *Tobacco Use and Ethnicity.* Binghamton, NY: Hathworth Press Inc.

Stolberg, VB (2007). A Cross-Cultural and Historical Survey of Tobacco Use Among Various Ethnic Groups. *Journal of ethnicity in substance abuse.* 6, 9.

Published several articles for the *ECCO* publication, including:

New Jersey and Essex County: The HIV/AIDS Epidemic (2007), *Get Your Flu Shot* (2007), *The Great American Smokeout* (2007), *The Art of Staying Healthy* (2008), and *Sexual Responsibility Awareness* (2008).

- **Dr. Chengwen Wang, Division of Mathematics and Physics**

Served as a reviewer for the American Mathematical Society Mathematical Reviews

- **Rebecca Williams, Division of Humanities**

“I Would Prefer Not To”: Using ‘Bartleby, the Scrivener’ to Teach Group Dynamics.” *Academic Exchange Quarterly, Fall 2008, Vo. 12, Issue 3.* Co-Authored with K. Denise Bane, Ph.D., Bloomfield College, Bloomfield, NJ.

- **Dr. Jianping Yue, Division of Engineering Technologies & Computer Sciences**

Yue, Jianping, “Spatial Visualization by Realistic 3D Views.” *The Engineering Graphics Journal, American Society for Engineering Education Design Graphics Division, Winter 2008, Volume 72, Number 1, pp. 28-38.*

External Lectures and Workshops Given by Faculty

- **David Berry, Division of Humanities**

Served on a panel at the American Historical Association meeting in Washington, DC on January 4, 2008. The panel featured the NEH Landmarks of American History and Culture for Community College Faculty.

Speaker: Community College Humanities Association (CCHA) Humanities Workshop luncheon (Feb. 2008).

- **Linda McDonald Carter, JD, Division of Social Sciences**

Provided testimony in hearings at the New Jersey Historical Commission revisiting the Kerner Commissions Report on the 1967 Rebellion prepared for

President Lyndon B. Johnson - sponsored by the Eisenhower Foundation for the 40th Anniversary of the Kerner Commission Report.

- **Gale Gage, Department of Nursing**
National Council Licensure Examination (NCLEX) Review for New Graduates,
Jan. 2008

RN Refresher Course, May 2008

- **Dr. Akil Khalfani, Division of Social Sciences/Director of the Africana Institute**
January 17, 2008 – Keynote speech at the United Nations "The Role of Ubuntu in the Development of Alternative Education"

December 1, 2007 – Gave testimony at the NJ Historical Society for the 40th anniversary of the Kerner Commission report on the 1967 Newark Rebellion.

Served as organizer of ECC Africana Institute's Summer Study Abroad Inaugural Trip to South Africa. The participants on this trip had the opportunity to study South African history, culture, and some of the linguistic nuances of the country. The group visited several cities including Cape Town, Johannesburg, Soweto, and Port Elizabeth.

- **Patricia Lowry, Department of Nursing**
“Work in Progress” Paper presentation at the 64th Philosophy of Education Society (PES), April 2008

- **Dr. Peter Myers, Division of Social Sciences**
Chair, Annual In-service Conference, Essex County Professional Advisory Committee on Drug and Alcohol Abuse, March 2008

- **Dr. Velile Notshulwana, Division of Social Sciences, Asst. Director of the Africana Institute**
Served as organizer of ECC Africana Institute's Summer Study Abroad Inaugural Trip to South Africa. The participants on this trip had the opportunity to study South African history, culture, and some of the linguistic nuances of the country. The group visited several cities including Cape Town, Johannesburg, Soweto, and Port Elizabeth.

Presented a paper of “Responsible Fatherhood: Unique Experiences of Inner-City Fathers” at the BLACK MALE DEVELOPMENT SYMPOSIUM in Philadelphia (Saturday, May 10, 2008).

Co-presenter with Dr. Useni Perkins, and Dr. Haki Madhubuti of “*Responsible Fatherhood: Best Practices in Helping Fathers Build their Lives*” in the

POSITIVE YOUTH DEVELOPMENT SYMPOSIUM held at the University of Chicago (May 29 – 31, 2008).

Co-facilitated a symposium with the Archbishop Desmond Tutu and Kevin Spacey “Reawakening UBUNTU: Toward a Just and Democratic World” at the Institute of Education at the University of London (September 4, 5, & 6, 2008).

Initiated an ongoing global educational exchange and partnership between Essex County College- Nelson Mandela Metropolitan University (South Africa)- Seton Hall University – Walter Sisulu University (South Africa).

- **Dr. Jinsoo Park, Division of Engineering Technologies and Computer Sciences**
Presented a paper titled, “Flow Control in a Multi-Plane Multi-Stage Buffered Packet Switch,” at an international conference, High Performance Switching and Routing Conference 2007, held at Polytechnic University, Brooklyn, NY (May 2007)

Represented ECC at the award ceremony for the 2007 Exemplary Voluntary Effort (EVE) in Washington, D.C. (November 2007). This award was presented by the US Department of Labor to organizations that have demonstrated exemplary and innovative efforts to increase employment opportunities for individuals from minority groups, women, the disabled, and veterans.
- **Victor Stolberg, Counseling**
Substance Abuse & AIDS Workshop sponsored by the Workforce Pre-Employment Program, Newark, NJ

Substance Abuse Testing Program sponsored by the Youth Build Program, Newark, NJ

Alcohol, Tobacco and Substance Abuse Workshop sponsored by the Newark Construction Careers Program, Newark, NJ
- **Majuvy Sulse, Department of Nursing**
A Balik Turo Program by the Philippine Nurses Association of America (PNAA) Topic: Foreign Nurses: Acculturation & Adaptation in US Healthcare System – July 20, 2007 (Tacloban City, Philippines)
- **Dr. Chengwen Wang, Division of Mathematics and Physics**
Served as a key Local Organizing Committee (LOC) Organizer for the 4th Ahlfors-Bers Colloquium at Rutgers University – Newark (May 2008). The Colloquium, sponsored by the National Science Foundation, hosted over 150 mathematicians from around the world.
- **Dr. Jianping Yue, Division of Engineering Technologies and Computer Sciences**

Yue, Jianping, "Engineering Technology Programs at Essex County College." Presentation at NY/NJ/PA Engineering Technology Association Annual Meeting, Ocean County College, Toms River, NJ, May 2, 2008.

Yue, Jianping, "Cultivating the STEM (Abstract)." Proceedings of the National Science Foundations (NSF) STEP Grantees Annual Meeting, Washington DC, March 6, 2008.

Academic and Professional Awards

- **Nadia Lvov, Division of Mathematics and Physics**
Authored the article "Polymeric LbL nanocoating for frictional behavior optimization (from macroscopic to nanoscale)" which was accepted for a poster presentation at the 236 National American Chemical Society Meeting, PMSE Symposium "*Nanoassembly: From Fundamentals to Application*" (Philadelphia, August 2008)
- **Soraida Romero, Division of Mathematics and Physics**
"Distinguished Advisor Award" Phi Theta Kappa Honors Society Middle States Region (April 2008)
- **Victor Stolberg, Counselor**
Inducted into the Alpha Kappa Chapter of Alpha Epsilon Lambda (the Honor Society of Graduate and Professional School Students)
- **Majuvy Sulse, Department of Nursing**
Recipient of the following Professional Awards given by the Philippine Nurses Association of America (PNAA) at the 29th Annual Convention (July 2008):
2008 Researcher of the Year, 2008 PNAA Scholarship Award, Bronze Medalist – 5K Run, PNAA Wellness Challenge
- **Dr. Jianping Yue, Division of Engineering Technologies and Computer Sciences**
Received the National Action Council for Minorities in Engineering (NACME) grant of \$42,000 on July 28, 2008. The grant is titled, "Pipeline for the Advancement of Engineering Education – Essex County College Bridge Program." The grant runs over the course of three years to enroll high school minority students in college calculus and engineering courses at ECC.

Community Recognition

- **Richard Alston, Division of Humanities**
Recipient of the *Community Leaders Fostering Change Award* from the North Jersey Unit of The National Association of Negro Business and Professional Women's Club, Inc.

- **Linda McDonald Carter, JD, Division of Social Sciences**
Featured in Rutgers Institute on Ethnicity, Culture, and the Modern Experience & Newark Public School District Student - Newark 1967 Rebellion documentary
- **Michael Nash, Division of Humanities**
Received a *Certificate of Appreciation* award from the Muslim Seniors of New Jersey (May 2008)

New Leadership Positions

- **Richard Bogart, Division of Humanities**
Served as the Chairperson of the Academic Foundations Advisory Council (AFAC)
- **Linda McDonald Carter, JD, Division of Social Science**
Co-Chair NAACP Newark Branch 93rd Annual Freedom Fund Awards Dinner, Power Beyond Measure, Bridging the Gap between the wisdom of the past and the leaders of the future.
- **Patrice Davis, JD, Division of Social Sciences**
Served as the Chairperson for the Academic Advisory Council (AAC)

Co-Chair- NAACP Newark Branch 93rd Annual Freedom Fund Awards Dinner, Power Beyond Measure, Bridging the Gap between the wisdom of the past and the leaders of the future.
- **Gale Gage, Department of Nursing**
Served as a mentor: Minority Nurse Leadership Institute, Rutgers University, 2007-08.
- **Dr. Susan Gaulden, Division of Math and Physics**
Served as Chairperson of the Standards and Assessment Advisory Council (SAAC)
- **Rita Higgins, Division of Humanities**
Served as the Chair of the Essex County Education Association (ECEA) and assisted with the annual ECEA's Leadership Education Series.
- **Rachel Pernia, Division of Business**
Served as Chairperson of the Professional Development Advisory Council (PDAC)
- **Barbara Pogue, Division of Humanities**
Served as Chairperson of the College Curriculum Advisory Council (CCAC)

- **Victor Stolberg, Counseling**
Vice-President of the Board of Trustees of the Friends of the Newark Public Library
- **Dr. Jianping Yue, Division of Engineering Technologies and Computer Sciences**
Served on the Application Review Panel for the NASA Harriet G. Jenkins Pre-doctoral Fellowship Project (JFPF). Washington, D.C., April 8-11, 2008.

Innovations in Teaching and Learning

- **Ron Bannon, Division of Math and Physics**
Designed and published a website to help promote the use of LaTeX (mathematical typesetting) among mathematics faculty and students (<http://www.mathgraphy.org>)

Designed and published a website to help promote competitive mathematics at ECC (<http://shloming.org>)

Drafted a manuscript on the topic of the impact of rigorous computer based probabilistic simulations on a student's understanding of probability. The manuscript will be used as a basis for further study and publication, in addition to being organized as an introductory textbook on stochastic modeling (http://faculty.essex.edu~bannon/main_book.pdf).

The Dean of Faculty/Academic Affairs extends heartfelt congratulations to the entire Essex County College faculty for their hard work and achievements during the 2007-08 academic year.

I encourage you to continue making progress in your academic endeavors, professional development, leadership and community service activities. Thank you for your contributions and dedication to Essex County College and the students we serve.

*Ladylease Goodridge White, Ph.D.
Dean of Faculty/Academic Affairs*

APPENDIX B

GRANTS AWARDED TO THE COLLEGE

2007 - 2008

Essex County College

2007-08 External Funding

Science, Technology, Engineering and Mathematics (STEM) Talent Expansion

Program \$799,992, National Science Foundation. “Cultivating the STEM” – a four year award designed to increase the retention, graduation and transfer rates of a largely underrepresented minority student population. The project targets six programs: Chemistry, Civil Construction Engineering Technology, Engineering, Manufacturing Engineering Technology, Mathematics and Biology.

Carl D. Perkins Vocational & Technical Education Act \$548,927, New Jersey Department of Education, to support the Technical Studies Program designed to ensure the validity of nontraditional learning and promote adult access to and success in postsecondary education and the workforce; to support revisions to the Architecture Technology program that improves the outcome of coursework through increased lab work and additional equipment; to support Career Development which will consist of job fairs and job preparation workshops/seminars for vocational education students; to support the evening Phlebotomy program that will prepare students to perform clinical duties such as: skin and venipunctures, to obtain laboratory specimens, and to function as a member of a medical laboratory team; to support the Tech-Prep Program which provides students with vocational training while granting college credits in the areas of computer graphics, business and communications. In addition, it will expand to additional high schools and include the following academies and offerings Law and Public Safety, Engineering, Allied Health and Energy Utility Technology; to support the Alternate Route Police Officer program which gives individuals interested in pursuing a career in law enforcement an opportunity to attend a police training program; to equip the college with four multimedia presentation stations that will assist in the integration of technology into the classroom; and to train faculty in the use of instructional technology to be used as a teaching tool.

Educational Opportunity Fund \$562,943, New Jersey Commission on Higher Education, provided access to higher education for those who have been burdened with economic and educational disadvantages.

Student Support Services \$389,546, U.S. Department of Education. To improve the retention and graduation rate of economically disadvantaged, first generation of college students through basic skills instruction and ancillary support services.

Talent Search \$382,225, U.S. Department of Education, offered counseling, tutoring, cultural activities and academic classes to sixth through twelfth graders whose educational, social and economic deprivation is continuous.

College Bound Tech Program \$200,000, New Jersey Commission on Higher Education, a college preparatory program designed to provide tutoring, counseling, academic classes

in science, math/technology, college placement and personal development to Newark students through participation in an array of educational/cultural activities.

Urban Women Program \$200,000, Department of Community Affairs, Division on Women that provides job training and other services for dependent unemployed or underemployed urban women. The project will assist these women in attaining skills to be successful in the job market.

NJ Department of Labor ABE Grant \$2,280,538, New Jersey Department of Labor, to provide adult basic education that also includes English as a Second Language and GED Preparation.

Training, Inc., Essex County Division of Training and Employment \$1,000,000, supported job training, Image Enhancement a dress-for-success/counseling service, software application, One-Stop Center Workforce Development, and Inter-Agency Staff Development.

Training, Inc., Prudential Foundation \$110,000, to provide general operating support.

Training, Inc., Victoria Foundation \$75,000, for general operating support.

Forge grant \$110,000, The Nicholson Foundation, to provide female offenders with one-stop services in an effort to reduce recidivism in Essex County.

Next Step Program \$166,934, a grant from the Nicholson Foundation, to assist individuals from halfway and recovery houses with re-entry into society.

Kintock Distance Learning Project \$137,744, The Nicholson Foundation, to assist ex-offenders with on-line learning that will help with re-entry into society.

YouthBuild \$150,000, U.S. Department of Housing and Urban Development, a two-year award to assist disadvantaged young adults in distressed communities in completing their high school education while at the same time receiving on-site construction training.

Child Development Center \$151,355, U.S. Department of Human Services, funding is to support Abbott eligible students.

Education of Language Minority Students \$124,687, The New Jersey Commission on Higher Education, to enhance the instruction, learning, and academic achievement of language minority students enrolled in academic credit-bearing courses leading to a degree or certificate.

Ready for College \$350,243, U.S. Department of Education Office of Vocational and Adult Education, a national initiative aimed at assisting Adult Secondary Education (ASE) programs improve the college readiness of out-of-school young adults ages 18-24.

Center for Academic Foundations \$289,365, Victoria Foundation, to provide intensive support for students in need of basic Math proficiencies and English remediation through learning communities and an applied functional teaching approach.

Uniform Construction Code \$200,000, Department of Community Affairs, the A.A.S. degree option in Uniform Construction Code expands upon the certificate offerings in the building, electrical, fire, and plumbing code technologies and provides the opportunity to fulfill the credentials for state approved licensing requirements.

Innovation Partnership Institutes 150,000, New Jersey Commission on Higher Education, to develop a new certificate program entitled “Energy Efficiency/Renewable Energy Technology” to develop a training curriculum, provide employment paths and opportunities to new and incumbent workers in the Energy Efficiency & Renewable Energy sector.

GIS Homeland Security \$128,671, The County of Essex, to create a collaborative partnership with Essex County College in supporting the implementation of the FEMA All Hazard Mitigation Plan grant in conjunction with Essex County Municipalities providing education, training, GIS support and public outreach.

Division of Youth and Family Services \$90,631, New Jersey Department of Human Services, to provide parenting skills training for DYFS referred clients which includes interactive observations between parent and child.

Law Enforcement Officers Training and Equipment Fund \$62,440, New Jersey State Division of Criminal Justice Police Training Commission, to support the development and provision of basic and in-service training courses for law enforcement officers and the purchase of training equipment.

Child Development Center Food Program \$47,000, New Jersey Department of Education, to provide nutritious meals to youth enrolled in the summer programs.

Truancy Alternative Program \$33,860, Newark Board of Education & Newark Municipal Court, to provide parenting skills to parents of chronic truant students.